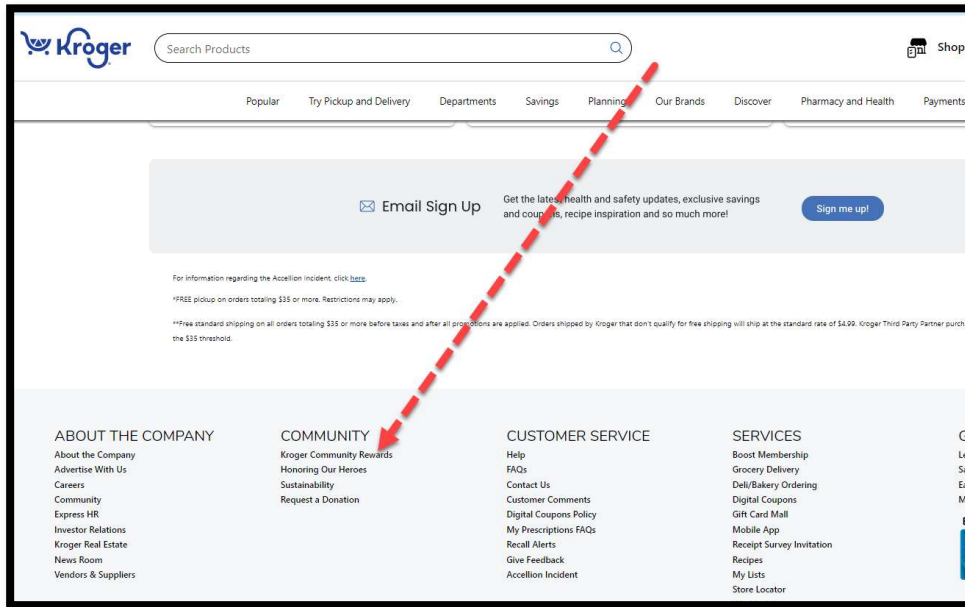


How To Sign-Up for Kroger Community Rewards in 3 Easy Steps

The Kroger Family of Companies is committed to community engagement, positive social impact and charitable giving at the national and local levels. Every community is unique, but their common goal is to partner with the neighborhoods they serve and help the people there live healthier lives.

One of the ways in which they do this is through our Kroger Community Rewards program. This program makes fundraising easy by donating to local organizations based on the shopping you do every day. Once you link your Card to an organization, all you have to do is shop at Kroger and swipe your Shopper's Card. Here's how it works:

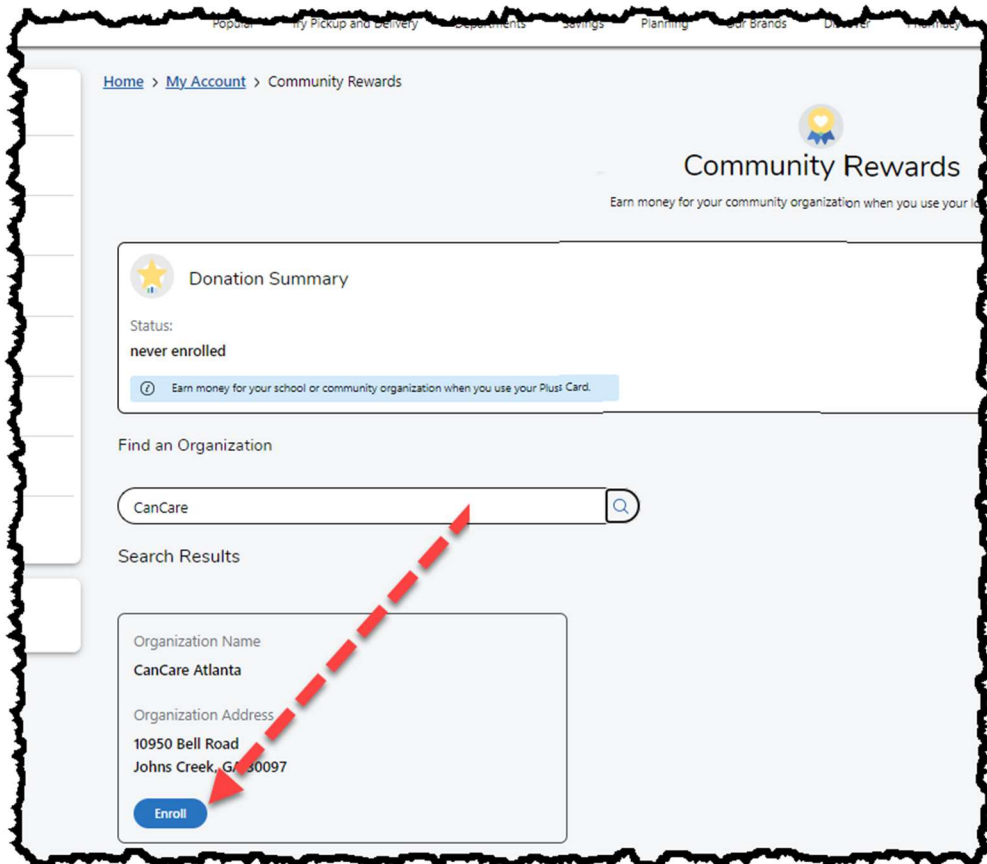
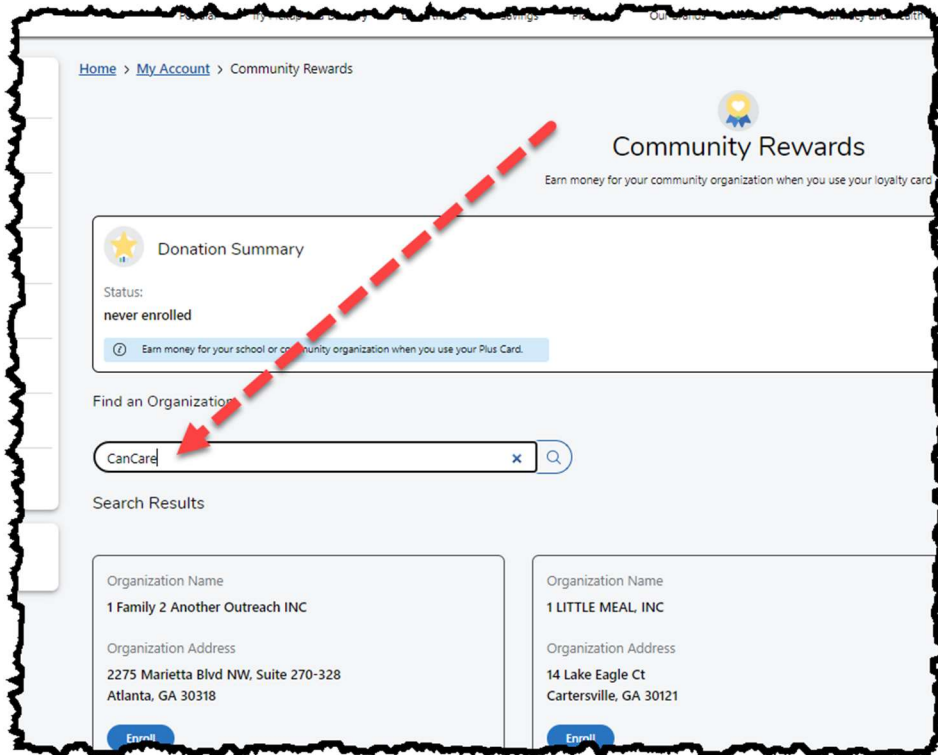
Step #1 Log into your Kroger account www.kroger.com, and scroll all the way to the bottom of the webpage (see arrow in the below photo). Click on "Kroger Community Rewards".



Step #2 When the below screen displays, you can follow all the steps OR if you want to jump straight to it- click on the blue hyperlink "here" as you can see in the below photo



Step #3 Type in cancare and in the space that asks, “Find an Organizer” and then hit the enter key. The second screen will pop-up and you should see CanCare Atlanta. Click on the “Enroll” button that represents CanCare Atlanta.



That's all there is to it. Every dollar you spend when you use your Kroger card will now benefit CanCare Atlanta